

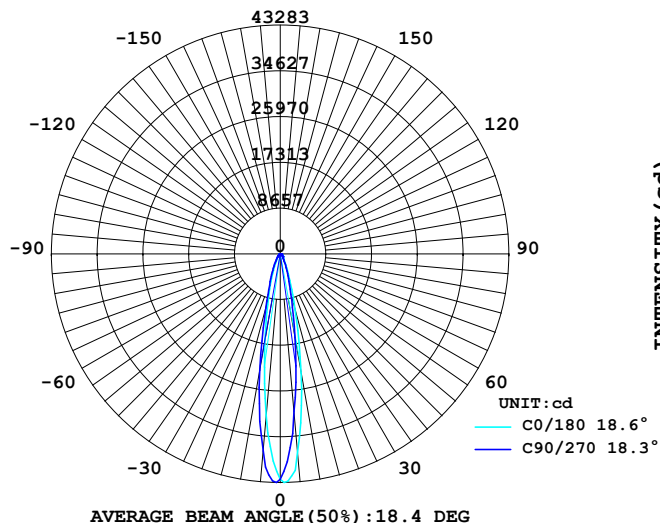
LUMINAIRE PHOTOMETRIC TEST REPORT

Report number:

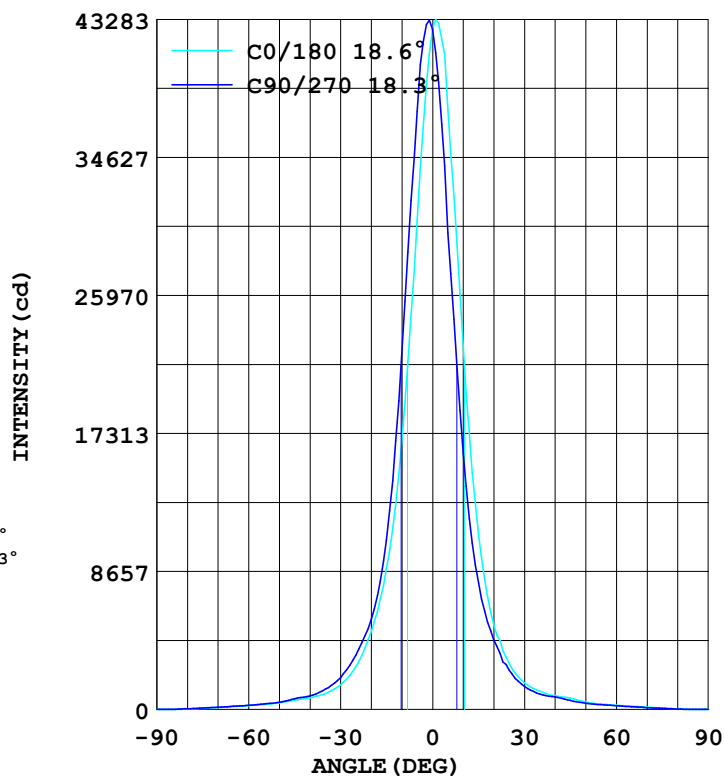
MANUFACTURER: ILUMEN GMBH	Address:	
NAME: Klose	TYPE: IL-FL19-N6040-15	WEIGHT:
SPECIFICATION: 2835LED、4000K、15DEG	DIMENSION:	SERIAL No.:

DATA OF LAMP		Imax(cd)	43695	S/MH (C0/180)	0.28
MODEL		EFFICIENCY (%)	100.0	S/MH (C90/270)	0.36
NOMINAL POWER(W)	60	TOTAL FLUX(lm)	8685.0	Voltage(V)	230.3
RATED VOLTAGE (V)	230	EFFICIENCY (lm/W)	144.8	Current(A)	0.264
NOMINAL FLUX(lm)	8685.0	η up (%)	0.0	Power(W)	59.98
LAMPS QUANTITY	1	η down (%)	100.0	Power Factor (PF)	0.987
TEST VOLTAGE (V)	230.4	Effective Flux(lm)	8685.0	EEI	0.103

LUMINOUS INTENSITY DISTRIBUTION



LUMINOUS INTENSITY DISTRIBUTION



Test System:
 Temperature: 25.3 DEG
 Operators:
 Test Date: 2024.11.19

Test Set: 5.0deg/s C-Gamma (TYPE C)
 Humidity: 65.0%
 Test Distance: 10.000 m
 Remarks:

Color Temperature Data List

Report number:

MANUFACTURER: ILUMEN GMBH	Address:	
NAME: Klose	TYPE:IL-FL19-N6040-15	WEIGHT:
SPECIFICATION:2835LED、4000K、15DEG	DIMENSION:	SERIAL No.:

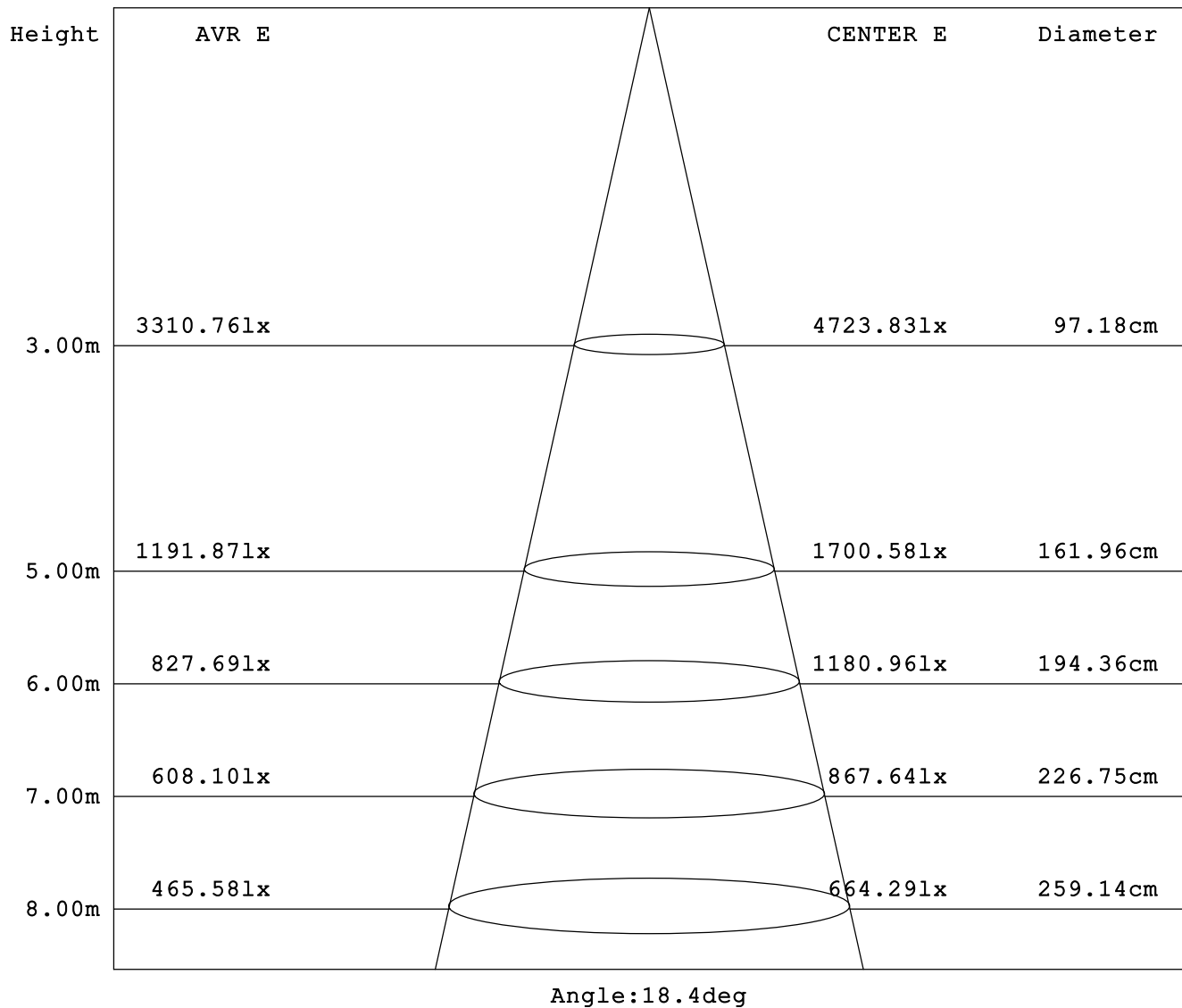
Test System:
Temperature:25.3DEG
Operators:
Test Date:2024.11.19

Test Set: 5.0deg/s C-Gamma (TYPE C)
Humidity:65.0%
Test Distance:10.000 m
Remarks:

AVERAGE AND CENTER E Figure

Report number:

MANUFACTURER: ILUMEN GMBH	Address:	
NAME: Klose	TYPE: IL-FL19-N6040-15	WEIGHT:
SPECIFICATION: 2835LED、4000K、15DEG	DIMENSION:	SERIAL No.:



Test System:
Temperature: 25.3DEG
Operators:
Test Date: 2024.11.19

Test Set: 5.0deg/s C-Gamma (TYPE C)
Humidity: 65.0%
Test Distance: 10.000 m
Remarks:

ZONAL FLUX DIAGRAM

Report number:

MANUFACTURER: ILUMEN GMBH	Address:	
NAME: Klose	TYPE: IL-FL19-N6040-15	WEIGHT:
SPECIFICATION: 2835LED、4000K、15DEG	DIMENSION:	SERIAL No.:

γ	C0	C45	C90	C135	C180	C225	C270	C315	γ	Zone	total
5.0	3067	3192	3748	3892	3765	3557	2989	3011	0- 5	911.0	911.0
10.0	1676	1760	2234	2374	2283	2037	1606	1612	5- 10	1844	2755
15.0	884.4	902.8	1062	1159	1096	970.7	793.2	825.6	10- 15	1621	4376
20.0	488.9	490.1	566.4	591.4	536.7	487.0	439.6	460.7	15- 20	1139	5515
25.0	269.3	280.9	342.2	302.8	290.8	269.9	247.9	275.9	20- 25	806.5	6322
30.0	155.1	167.1	200.6	191.9	168.0	160.4	145.2	170.7	25- 30	560.8	6883
35.0	99.78	107.4	127.5	122.5	116.2	108.5	97.06	108.1	30- 35	403.5	7286
40.0	73.66	74.64	85.78	85.70	86.54	81.36	78.44	77.23	35- 40	312.1	7598
45.0	58.70	58.49	67.88	70.49	72.05	69.63	56.99	59.46	40- 45	267.2	7865
50.0	42.10	43.16	45.95	50.63	46.95	48.42	39.65	42.96	45- 50	219.6	8085
55.0	31.91	32.87	34.49	36.01	33.88	35.66	30.48	32.27	50- 55	168.5	8254
60.0	24.82	25.47	26.33	28.73	26.42	27.03	23.62	24.66	55- 60	135.9	8390
65.0	18.26	18.75	20.21	21.88	20.53	20.50	17.60	17.43	60- 65	109.8	8499
70.0	12.20	12.69	14.46	15.37	14.92	15.12	11.98	11.49	65- 70	83.23	8583
75.0	7.010	7.363	9.035	9.742	9.119	8.819	7.170	6.435	70- 75	55.92	8639
80.0	2.633	3.105	4.781	5.100	4.856	4.334	2.673	2.542	75- 80	31.18	8670
85.0	0.699	0.665	1.363	1.748	1.304	1.304	0.818	0.507	80- 85	12.40	8682
90.0	0.235	0.127	0.244	0.334	0.169	0.249	0.237	0.131	85- 90	2.844	8685
95.0									90- 95		
100.0									95-100		
105.0									100-105		
110.0									105-110		
115.0									110-115		
120.0									115-120		
125.0									120-125		
130.0									125-130		
135.0									130-135		
140.0									135-140		
145.0									140-145		
150.0									145-150		
155.0									150-155		
160.0									155-160		
165.0									160-165		
170.0									165-170		
175.0									170-175		
180.0									175-180		
DEG	LUMINOUS INTENSITY:×10cd									UNIT:lm	

Test System:
Temperature:25.3DEG
Operators:
Test Date:2024.11.19

Test Set: 5.0deg/s C-Gamma (TYPE C)
Humidity:65.0%
Test Distance:10.000 m
Remarks:

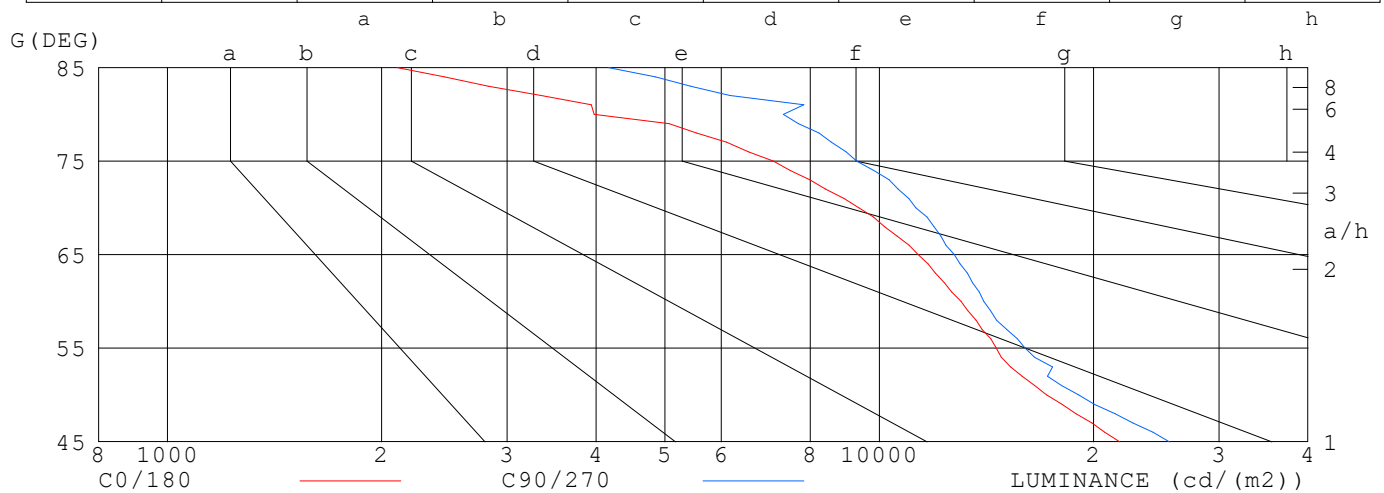
LUMINANCE LIMITATION CURVES

Report number:

MANUFACTURER: ILUMEN GMBH	Address:	
NAME: Klose	TYPE: IL-FL19-N6040-15	WEIGHT:
SPECIFICATION: 2835LED、4000K、15DEG	DIMENSION:	SERIAL No.:

LUMINANCE LIMITATION CURVES

GLARE	CLASS	ILLUMINANCE (lx)							
1.15	A	2000	1000	500	<=300				
1.50	B		2000	1000	500	<=300			
1.85	C			2000	1000	500	<=300		
2.20	D				2000	1000	500	<=300	
2.55	E					2000	1000	500	<=300



LUMINANCE cd/(m2)		
G (DEG)	C0/180	C90/270
85	2103	4167
80	3976	7333
75	7102	9298
70	9360	11262
65	11333	12740
60	13020	14025
55	14590	16019
50	17175	19041
45	21769	25569

Test System:
 Temperature: 25.3DEG
 Operators:
 Test Date: 2024.11.19

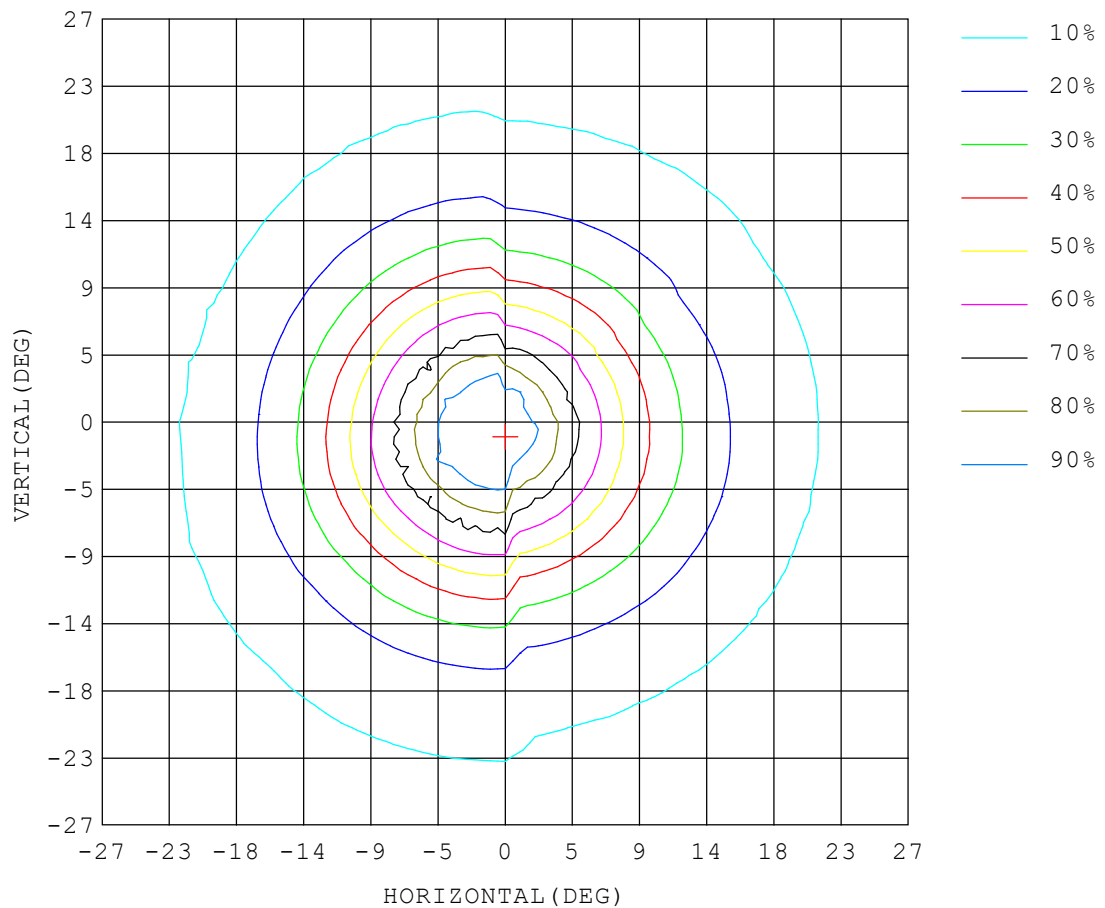
Test Set: 5.0deg/s C-Gamma (TYPE C)
 Humidity: 65.0%
 Test Distance: 10.000 m
 Remarks:

ISOCANDELA DIAGRAM

Report number:

MANUFACTURER: ILUMEN GMBH	Address:	
NAME: Klose	TYPE: IL-FL19-N6040-15	WEIGHT:
SPECIFICATION: 2835LED、4000K、15DEG	DIMENSION:	SERIAL No.:

UNIT: cd



Test System:
Temperature: 25.3DEG
Operators:
Test Date: 2024.11.19

Test Set: 5.0deg/s C-Gamma (TYPE C)
Humidity: 65.0%
Test Distance: 10.000 m
Remarks: